



LIVESTOCK SCALES

This highly durable scale is designed with simplicity and portability in mind. In just a few minutes the entire system can be setup and ready to weigh. The standard system includes two weigh beams both with built-in handles, battery packs and a Bluetooth interface to create a completely cable experience. A NEMA 4X stainless steel digital indicator with backlight and Bluetooth interface is also included.

This fully portable system was designed for livestock weighing - simply install underneath your existing cattle chute. However, the system can also be used under conveyors, tanks or hoppers and in many other weighing applications. Standard capacity is 2,500 lb per beam with a total system capacity of 5,000 lbs.

Best of all the unit is completely wireless, utilizing reliable Bluetooth Technology.

WB5040-SWP

Standard Features & Benefits:

- **LIGHTWEIGHT & PORTABLE-**
Can be positioned to weigh easily, or store when not in use. Each Weigh Beam is fitted with an easy carry handle for TOTAL PORTABILITY
- **100% WIRELESS-** Bluetooth signal transfer between the weigh beams and indicator
- **LOW PROFILE-**
Less than 3" high. Supplied in pairs. Total capacity of beams is 5,000 pounds per pair
- **DISPLAY-** Backlit LCD
- **HIGH SERVICEABILITY-** Features such as digital calibration reduces the cost of ownership
- **RUBBER FEET-** Provides extra grip and shock dispersal
- **SIMPLE OPERATION-** The 5 button provides a simple Off/Zero, Unit, Net/Gross, push button Tare, and On/Print key
- **POWER REQUIREMENTS-** Operates on AC Adapter or rechargeable C batteries
- **INTEGRATED BATTERY-** Allows quick battery exchange for minimal down time.
- **AUTO SHUTOFF-** Extends battery life
- **AUTO WEIGHT CAPTURE-** For unstable and live loads
- **FULLY WATER RESISTANT**
*Battery life will vary depending on number and type of load cells used, duration of backlight, temperature, and other factors.

Specifications:

Indicator Housing: Stainless housing	Capacity: 5000 lb x 1 lb
Beams: Carbon steel with high grade epoxy paint finish	Over Load Protection: 200% of full scale capacity
Feet: Non-skid hard rubber, 3" diameter	Serial port: Full duplex, RS-232
Display: 6-digit Liquid Crystal Display	Main Power Source: Rechargeable batteries in indicator and 4-C batteries in each beam
Keypad: 5-Key tactile keypad	Net Weight: 65 lbs
Operating Temperature: 14°F to 104°F (-10°C to 40°C)	Shipping Weight: 75 lbs
Internal Clock: Transmits time and date	Bluetooth: 2.0, Class I (100 m)
Accuracy: ±0.04% to ±0.1% depending on installation and usage	Load cell type: NTEP approved alloy steel shear beam

Dimensions:

Beam length:	1016 mm (40")
Bar section width:	100 mm (3.9")
Foot pad diameter:	76.2 mm (3")
Beam Height:	78 mm (3")
Overall Height:	95 (3.7")

Options:

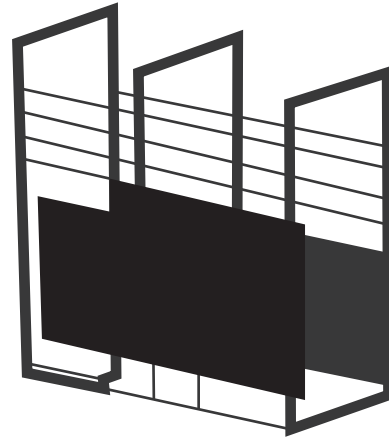
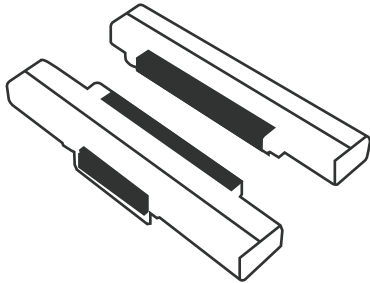
Add communication port(s): The WB-5000-BT offers three optional communication types for data transfer between PDA's, portable computers, Warehouse Management Systems and wireless networks.

Optional Serial Communication port: RS-232C, Bluetooth 2.0 Class I or WiFi (802.11 b/g)


WB5040-SWP

EID/RFID: Functionality and livestock data storage



1. The RF weigh beam is installed underneath chute



2. The Animal is positioned into a squeeze chute sitting on top of the WB5040 scale



3. After scanning the animal EID tag, the RFID scanner establishes a Bluetooth connection with the scale



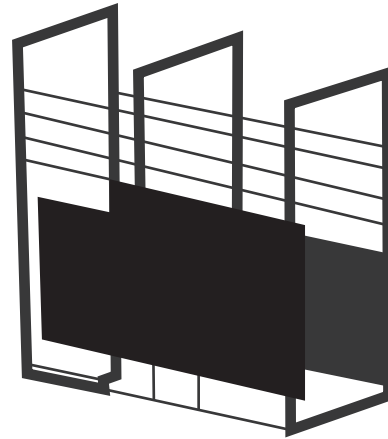
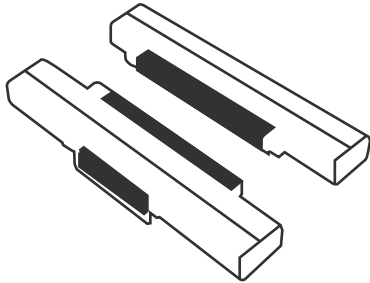
5. At the end of the session, the stored record can be dumped and erased from the indicator via serial communication or Bluetooth

4. The scale combines the EID with animal's weight, time and date stamp; this is then recorded and saved inside the scale indicator

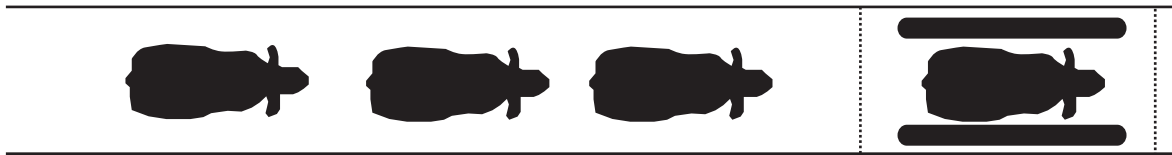
WB5040-SWP

Handheld

1. The RF weigh beam is installed underneath chute



2. The Animal is positioned into a squeeze chute sitting on top of the WB5040 scale



3. After the animal ID tag is keyed in, the handheld computer establishes a Bluetooth connection with the scale



4. The handheld computer consolidates all of the data (weigh, ID, time/date) and stores the information internally.


TRANSCCELL TECHNOLOGY, INC.

975 Deerfield Pkwy, Buffalo Grove, IL 60089
Tel (847) 419-9180 Fax (847) 419-1515

(800) 503-9180

www.transcell.net

Version 1.7, 12/01/11

YOUR AUTHORIZED TRANSCCELL DEALER IS:

Specifications and features subject to change without notice.